
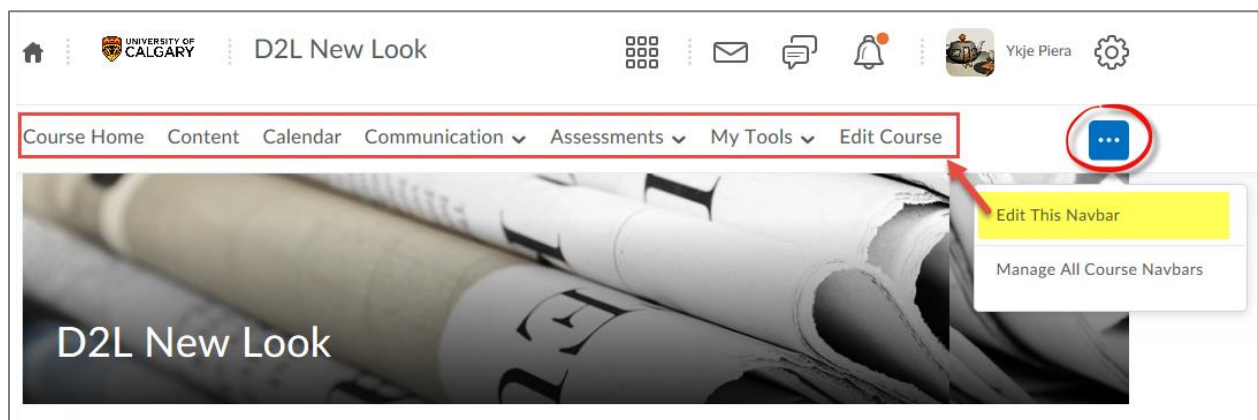


How to Customize the Navbar

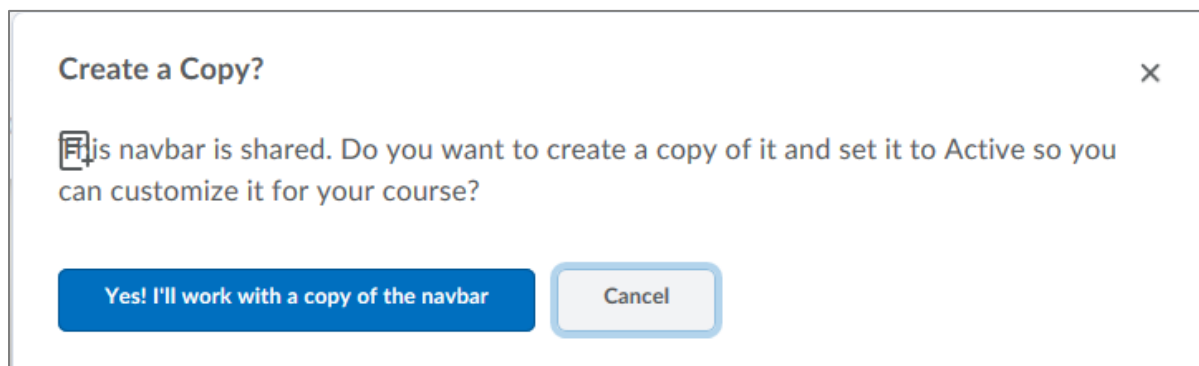
One of the new D2L features is the option to customize the Navbar. Please note that the Navbar has been customized for your faculty to ensure a consistent user interface for students across campus and that we do not recommend making changes to your Navbar.

This information explains how to modify the Navbar:

When you move hover over the navigation bar, this icon is visible: . Click the icon and select **Edit This Navbar**.



Because the navbar is a shared feature, you will be asked to work with a copy of the Navbar.



You have the option to remove the dropdown menus and to change your course name. All changes will be visible to your students.